

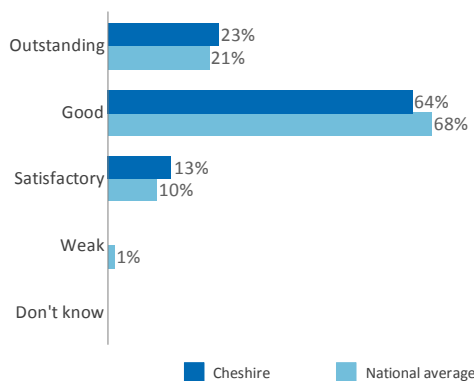
Findings from the PE, School Sport and Physical Activity Survey

This report summarises responses to the Youth Sport Trust national survey about PE, school sport and physical activity. Throughout this report, your school's responses are shown alongside responses from other schools in your county (Cheshire; 61 schools) as well as the overall national scores (from 1946 schools). Please note; county and national figures include data collected across both primary and secondary schools. For more information please contact impactandresearch@youthsporttrust.org

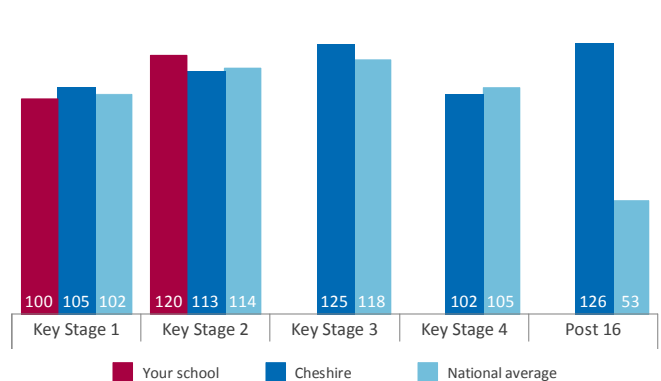
PE quality and staffing

At Westminster Community Primary School, you rated the overall quality of PE teaching in your school as *Good*. The chart below (left) shows how other survey respondents rated PE quality in their school. Also shown below (right) is the number of minutes of PE offered to pupils in different age groups per week.

How would you rate the overall quality of PE teaching in your school?



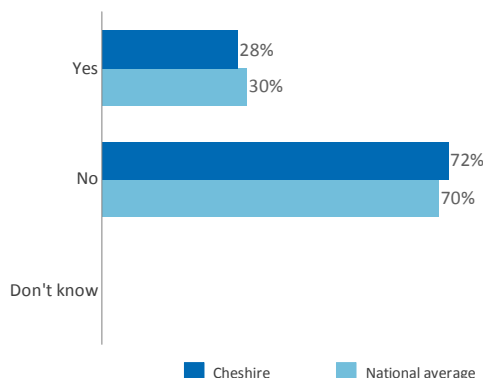
Minutes of PE per week (mean)



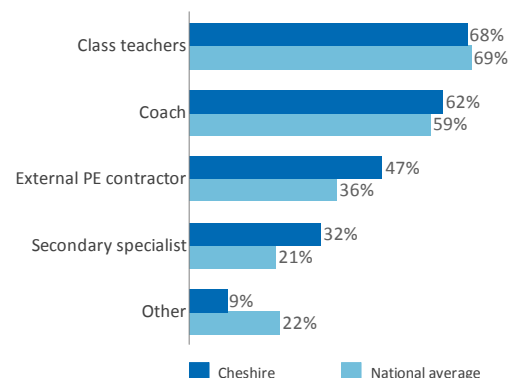
Unlike 54% of primary schools nationally, Westminster Community Primary School doesn't have a specialist PE teacher.

Primary teachers were asked if their PE curriculum is delivered exclusively by class teachers, and the survey response from Westminster Community Primary School was *No*. The response was that PE at Westminster Community Primary School is delivered by *teachers/staff and external coaches*. These questions are charted below at a county and national level.

Is your PE curriculum delivered exclusively by your class teachers?



If no, please specify who delivers your PE curriculum



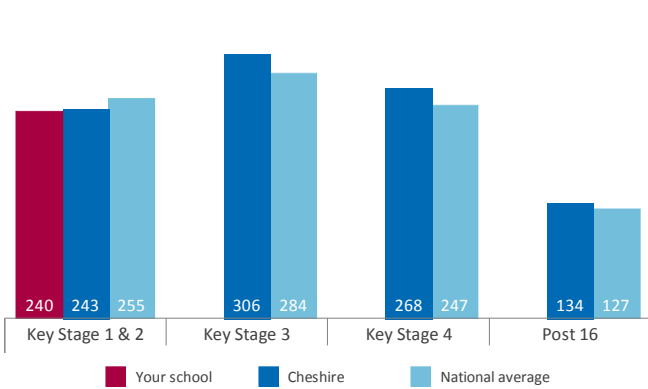
Like 76% of primary schools nationally, Westminster Community Primary School has a Continuing Professional Development (CPD) strategy for staff.

Extra-curricular sport and opportunities

Survey respondents were asked how many minutes of extra-curricular activity were offered to pupils in different age groups at their school per week. The chart below (left) summarises these responses.

Also shown below (right) is the proportion of pupils that participate in intra-school or inter-school competitions, according to their teachers.

Minutes of extra-curricular sport and physical activity per week (mean)



	Your school (%)	Your county (%)	National average (%)
Key Stage 1 & 2 Intra-school	25	71	76
Key Stage 1 & 2 Inter-school	100	46	43
Key Stage 3 Intra-school	-	82	76
Key Stage 3 Inter-school	-	54	40
Key Stage 4 Intra-school	-	66	63
Key Stage 4 Inter-school	-	44	33

Westminster Community Primary School provides young people with opportunities to get involved in **extra-curricular** clubs in the following sports:

Athletics Dance Football Netball Rounders Tennis Multi-skills

Your school provides opportunities for young people to compete in **intra-school** activities (e.g. inter house or inter class competitions) in the following sports:

Multi-skills

Your school provides opportunities for young people to compete in the following **inter-school** activities (e.g. vs other schools):

Athletics Football Golf Netball Multi-skills

The tables below show the 5 most commonly offered extra curricular, intra-school and inter-school activities offered by schools at a national level, and the percentage of schools that offer these activities.

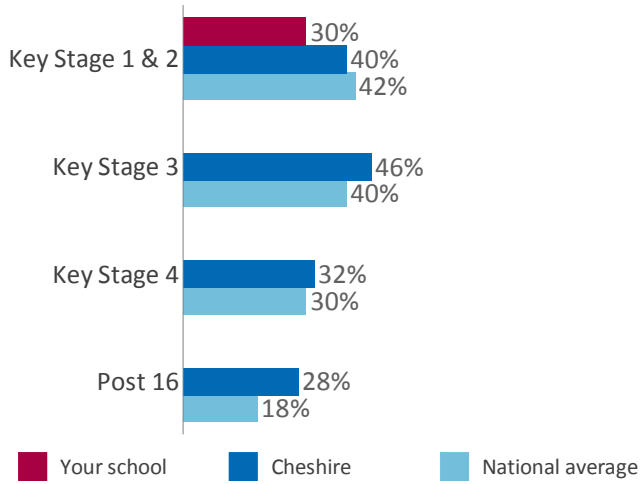
Extra curricular clubs	
Football	90%
Netball	71%
Dance	69%
Cricket	65%
Athletics	62%

Intra school competitions	
Athletics	78%
Football	74%
Netball	53%
Rounders	52%
Cricket	47%

Inter school competitions	
Football	89%
Athletics	80%
Netball	70%
Cricket	69%
Rounders	52%

Survey respondents were asked what percentage of pupils in the groups below attend any form of extra-curricular sport or activity at their school. They were also asked what proportion of those that do attend are boys, and what proportion are girls. The analyses below summarise these responses.

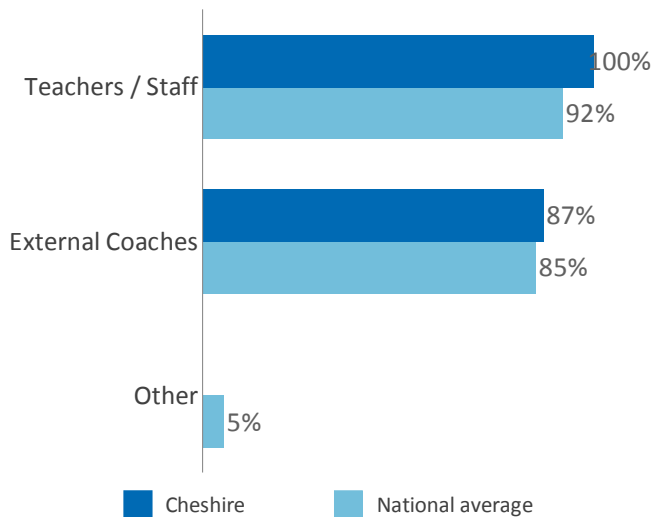
On an average week, what percentage of pupils attend a form of extra curricular sport or physical activity? (mean)



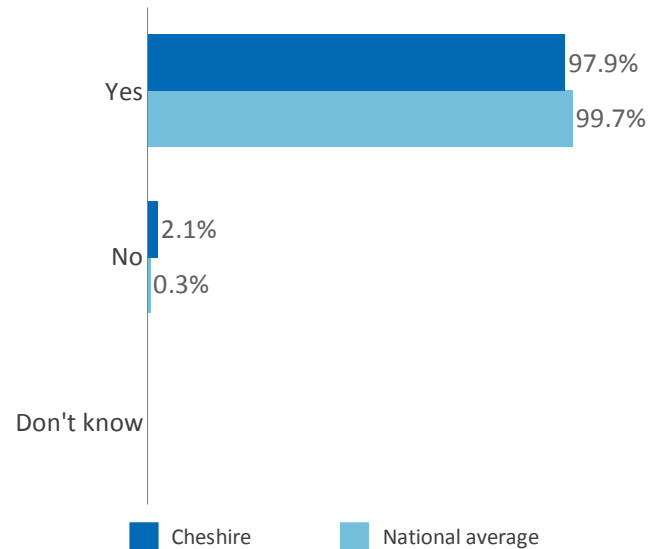
	Your school (%)	Your county (%)	National average (%)
Key Stage 1 & 2 Boys	50	41	47
Key Stage 1 & 2 Girls	50	32	36
Key Stage 3 Boys	-	56	55
Key Stage 3 Girls	-	39	37
Key Stage 4 Boys	-	60	58
Key Stage 4 Girls	-	34	30
Post 16 Boys	-	69	53
Post 16 Girls	-	8	20

Extra curricular sport and physical activity at Westminster Community Primary School is delivered by teachers/staff and external coaches. Responses from other primary schools at a county and national level are shown below (left). Like 99.7% of primary schools nationally, Westminster Community Primary School runs an annual sports day. This is also charted below (right).

Who delivers extra-curricular sport and physical activity in your school?



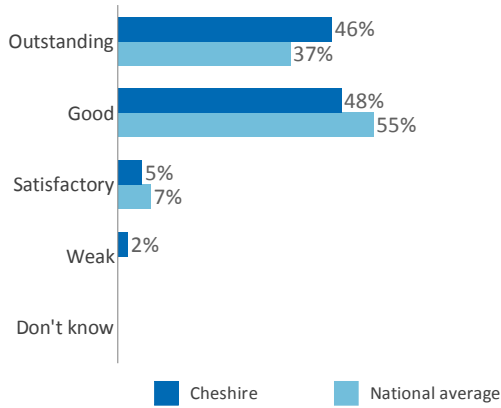
Does your school run an annual sports day?



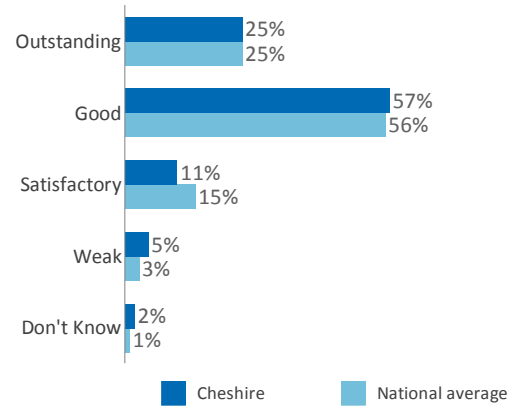
Inclusion

At Westminster Community Primary School, you rated the inclusion of every young person in your school in PE (including those with SEND) as *Outstanding*. You rated the inclusion of every young person in extra curricular sport/activities as *Good*. The charts below show how other respondents rated inclusion at their school.

How would you rate inclusion of every young person in your school, in PE?



How would you rate the inclusion of every young person in your school in extra curricular sport or physical activity?



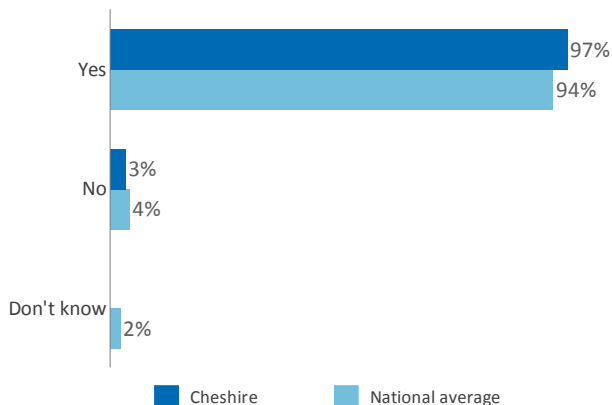
Young people's views

When asked whether pupils at your school generally understand the importance of PE, sport and being physically active, the survey respondent from Westminster Community Primary School said; *Yes*.

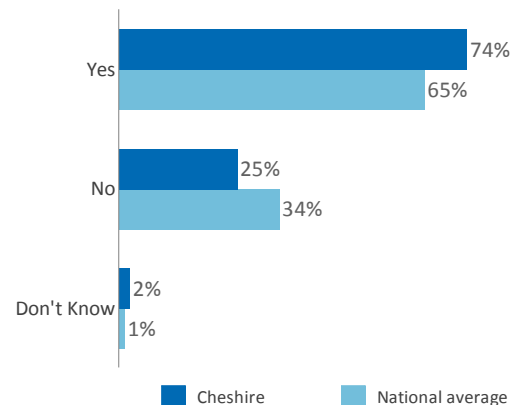
They also said that Westminster Community Primary School *consults with pupils* about the provision of PE, sport and being physically active (e.g. through a pupil-led school sport committee).

The charts below show the responses to these two questions at a county and national level.

Do you think that pupils in your school generally understand the importance of PE, sport and being physically active?



Do you consult with pupils about the provision of PE, physical activity and sport?



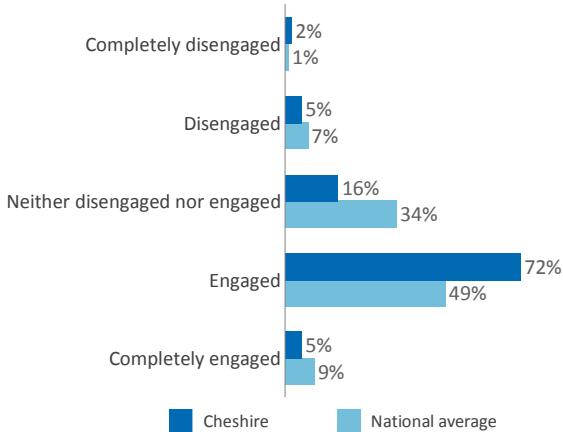
Parental engagement

At Westminster Community Primary School, you rated parents' level of engagement with your school sport programme as *Engaged*, and said that parents engage in the following ways:

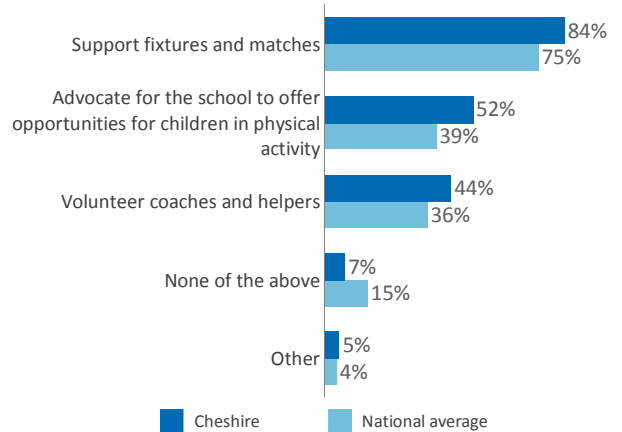
Support fixtures & matches Advocate for the school to offer physical activity opportunities

The charts below show how other survey respondents rated parental engagement at their school, and the ways in which parents engage.

Please rate how engaged parents are in your school sport programme



Please identify how parents engage with your school sport programme



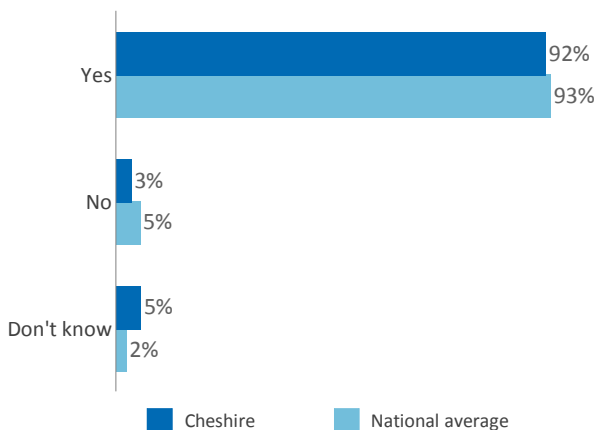
Healthy and active lifestyles

You said that your school *actively encourages* physical activity as part of the school day in the following ways:

- *A bespoke extra curricular offering / targeted opportunities for the least active*
- *Active Travel Strategy*
- *Adapted playground design to encourage physical activity*
- *Training of midday supervisors to encourage children to be active at break and lunchtime*

The chart below shows the proportion of schools at a county and national level that actively encourage physical activity, and the table shows the most common methods used nationally:

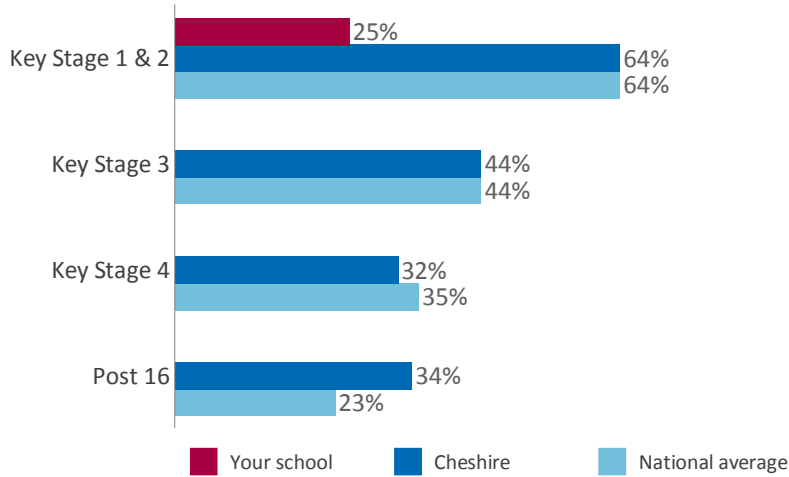
Do you actively encourage physical activity as part of the school day? (%)



How do you encourage physical activity as part of the school day?	
Adapted playground design to encourage physical activity	57%
Playground leadership training and roles for young people	50%
Training of midday supervisors to encourage children to be active at break and lunchtime	49%
A bespoke extra curricular offering / targeted opportunities for the least active	34%
One or more Change4Life Sport Clubs or health related activity programmes	30%

Survey respondents were asked what percentage of pupils in their school they would describe as being physically active for 60 minutes or more per day, on most days. The chart below shows their responses.

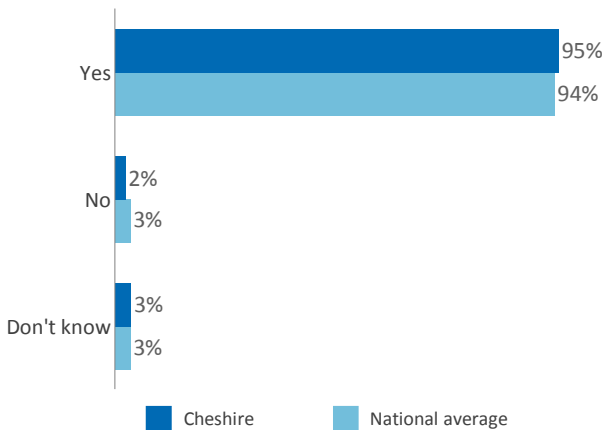
What percentage of pupils in your school would you describe as being physically active for 60 minutes or more a day? (mean)



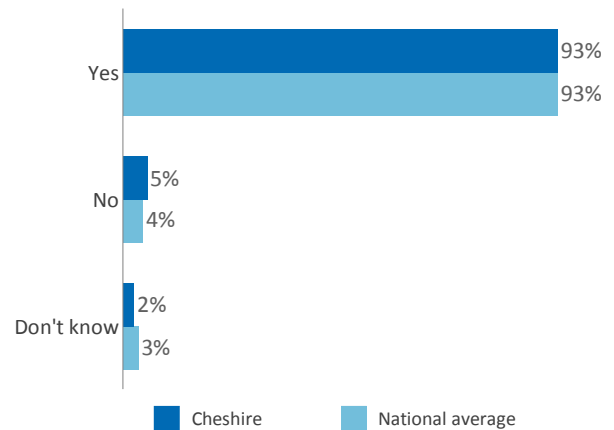
Contribution of PE and school sport to whole school issues

Survey respondents were asked whether their school considers PE, physical activity and sport an important part of the school curriculum (the respondent from Westminster Community Primary School said Yes), and also whether their school values the contribution of PE, physical activity and sport to the overall development of pupils (the respondent from Westminster Community Primary School said Yes).

Does your school consider PE, physical activity and sport an important part of the school curriculum?



Does your school value the contribution of PE, physical activity and sport to the overall development of your pupils?

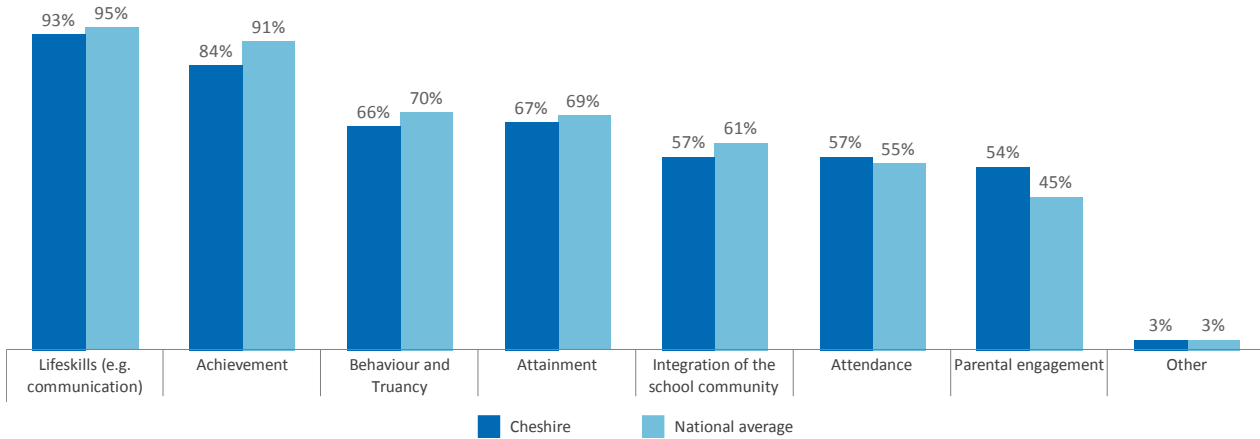


You said that PE, physical activity and sport makes a positive contribution to the following areas of a pupil's development:

Achievement Attendance Behaviour and Truancy Lifeskills (e.g. communication) Integration of the school community

National and county averages for this question are shown in the following chart.

Which of the following areas would you consider that PE, physical activity and sport makes a positive contribution to?

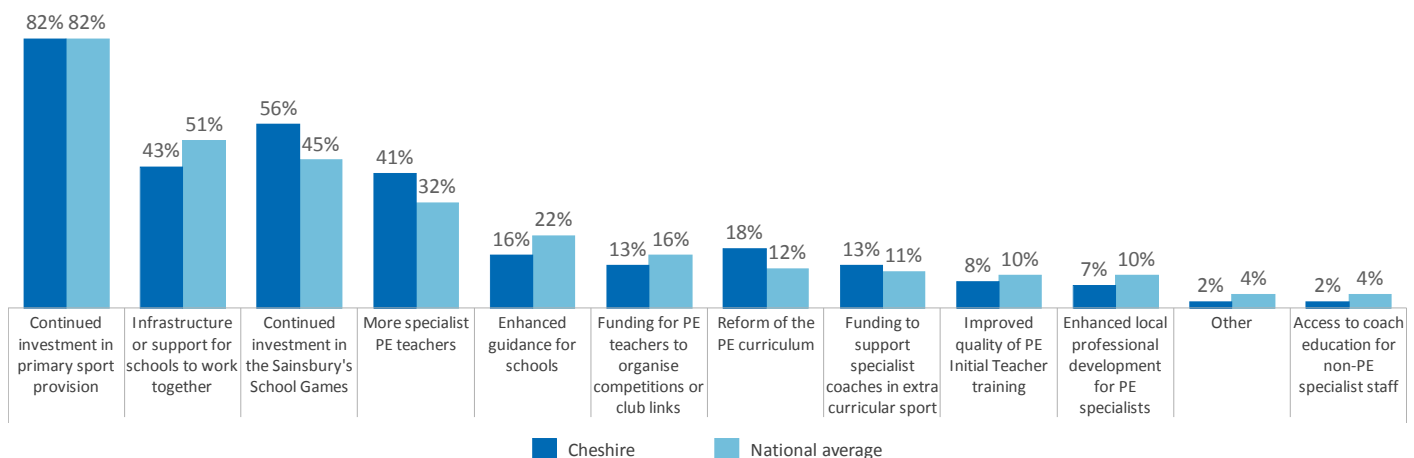


Future provision

Survey respondents were asked which of a list of factors they considered most important in ensuring high quality PE and sport for their pupils. Westminster Community Primary School cited *Continued investment in primary sport provision* as the most important, followed by *Access to an infrastructure / support for schools to work together*, and then *Continued investment in the Sainsbury's School Games*.

The chart below shows the proportion of schools at a county and national level that cited each element as being one of the three most important factors in ensuring high quality PE and sport for their pupils.

Most important factors

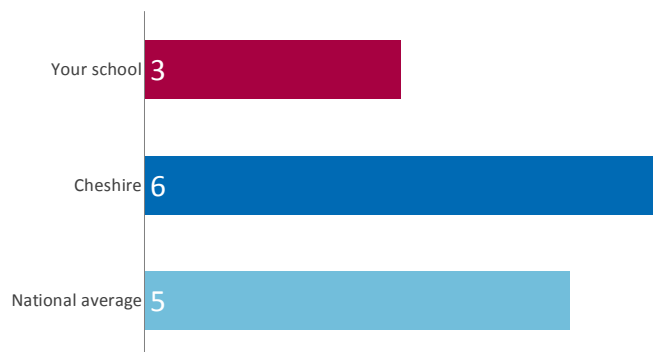


Pathways

All schools were asked how many links they have with community or other sports clubs. Westminster Community Primary School has 3 links, and the chart below shows responses from other schools.

Secondary schools were also asked which specific sports or activities they had community links in. The following table shows the 10 most common responses at a national level.

How many links does your school have with community (or other) sport clubs?
(mean)



Club-linked sports	
Football	71%
Cricket	56%
Athletics	56%
Rugby Union	53%
Netball	43%
Basketball	38%
Badminton	34%
Tennis	31%
Hockey	30%
Dance	29%

Transition

As with 48% of primary schools nationally and 31% at a county level, the transition programme at Westminster Community Primary School includes PE, physical activity and sport.